



Figure 1: MXL PRO 05

Introduction

MXL PRO 05 is the natural evolution of MXL PRO, a new powerful, professional and high-tech gauge, which allows you to sample and display a large number of parameters. It represents the present top of the top of the new high performance AIM gauges. **MXL PRO 05** is for “street” as well as for “track” use.

MXL PRO 05 has a wonderful wide display and a standard backlight.

MXL PRO 05 has 2 Deutsch connectors and includes a tachometer, 1 RPM input, 12 analog inputs (temperatures, pressures, potentiometers, Lambda probe, “on board” and custom sensors), 4 speed inputs, gear position (that can be sampled from an “on board” gear sensor or calculated from RPM and speed values) and lap time.

Moreover, the logger may be interfaced with the engine’s ECU using a **RS232 serial cable** or a **CAN cable** in order to sample the data outcoming from the ECU.

To have a complete list of compatible ECUs, communication protocol and connection with AIM loggers, please refer to “[documents](#)” page of our website www.aim-sportline.com, where You find a dedicated datasheet called ECU-AIM logger.

Main Features

MXL PRO 05 main features are:

- wide display with standard backlight;
- RPM numerical and graphical view (configurable RPM scaling);
- 1 RPM input;
- internal lateral G-sensor to map tracks;
- 12 analog inputs;
- 4 speed inputs;
- gear number;
- 10 shift light leds: green, red and yellow;
- 6 freely configurable alarm leds for maximum/minimum alarm;
- USB data download cable for PC interface and Race Studio 2 software;
- 16 Mbytes non volatile internal memory
- lap and split times;
- configurable number of split times;
- built-in clock and calendar for test management;
- internal data acquisition system;
- total and partial (resettable) odometer;
- water resistance
- rugged and lightweight aluminium chassis

Data are stored in a great **16 Mb** non volatile internal memory and can be downloaded to a PC through the stock USB cable.

For further information about the gauge's display, please refer to **Figure 2**.

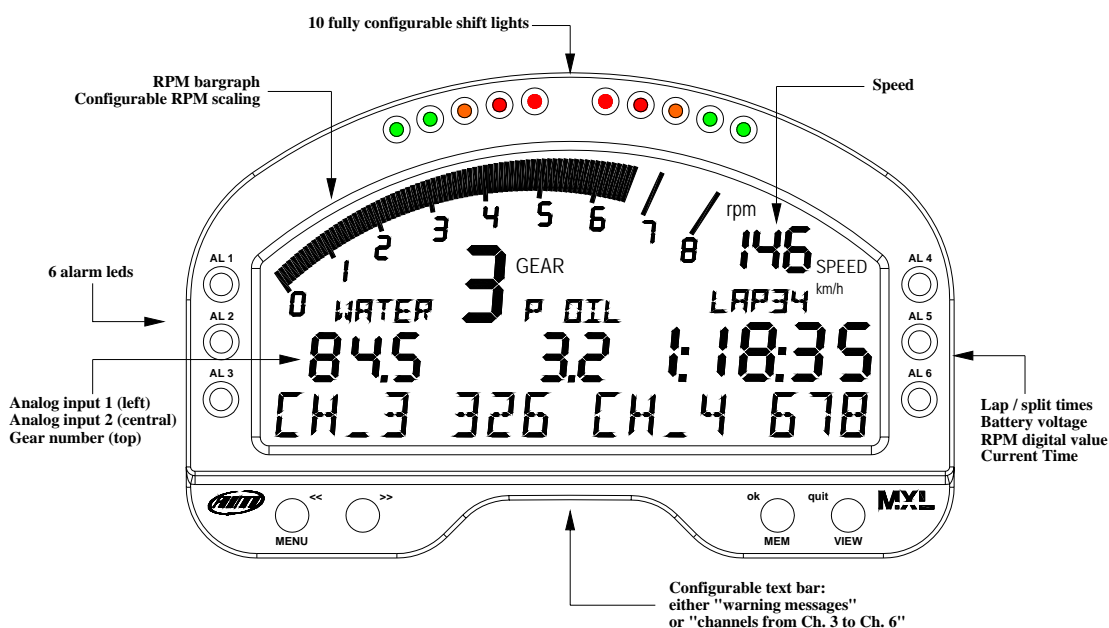


Figure 2: MXL PRO 05 display

How to connect **MXL PRO 05** to the PC

To connect your **MXL PRO 05** to the PC, please use the USB data download cable and plug it both in the gauge's USB port and in the PC's USB port, as shown in **Figure 3**. Moreover, it is reminded to use a 9-15 Volts external power source to switch on the gauge.

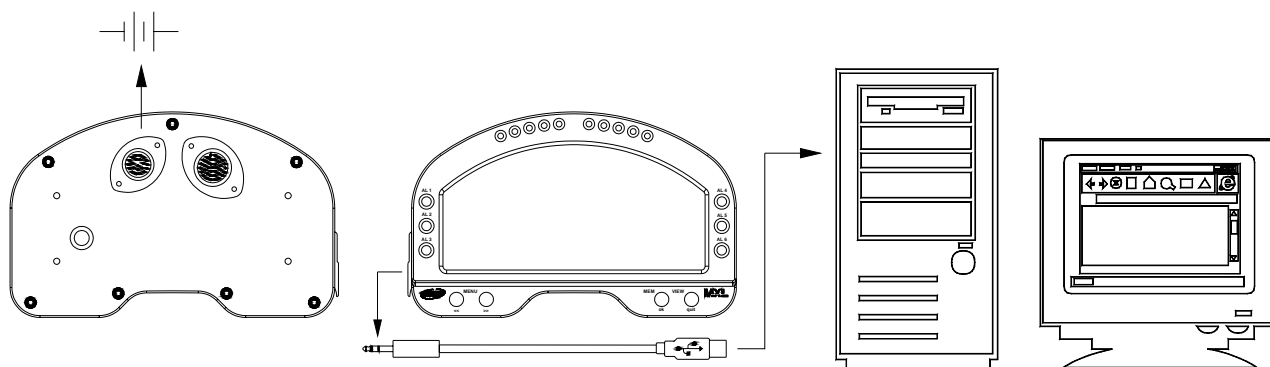
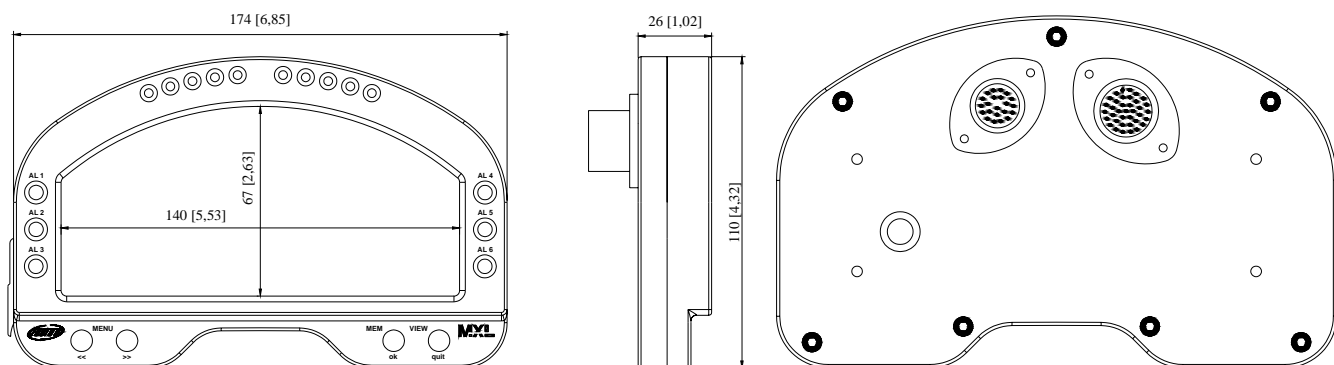


Figure 3: How to connect your **MXL PRO 05** to the PC

Dimensions in millimetres (inches) and Pinout

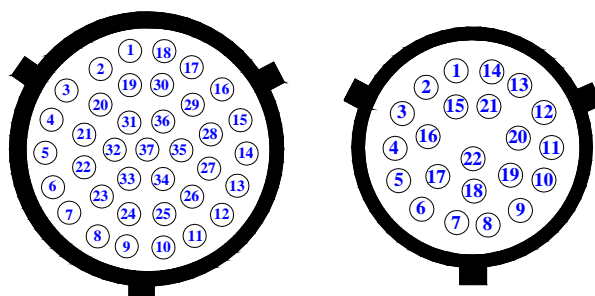


37 pins Deutsch connector

Pin	Function	Pin	Function
1	9-15 V Battery input	20	Analog input 12
2	Analog input 1	21	V reference
3	Analog input 2	22	V reference
4	Analog GND	23	Analog input 10
5	Analog GND	24	V reference
6	V reference	25	Analog input 9
7	V reference	26	Analog input 8
8	Analog input 3	27	Analog GND
9	Analog input 4	28	GND
10	Analog input 6	29	+ VB
11	Analog GND	30	Speed 2
12	RPM Sq. Wave >5 V	31	Analog GND
13	RPM Coil input	32	Analog input 5
14	+ VB	33	Analog input 7
15	GND	34	V reference
16	+ VB	35	Analog GND
17	+ VB	36	Speed 1
18	GND	37	Lap
19	Analog input 11		

22 pins Deutsch connector

Pin	Function	Pin	Function
1	+ VB	12	GND
2	GND	13	+ VB
3	Can 0 + ⁽¹⁾	14	MEM
4	Can 0 - ⁽¹⁾	15	VIEW
5	Speed 3	16	Gear Flash
6	Speed 4	17	RS 232 RX (for ECU Interface)
7	USB D+	18	RS 232 TX (for ECU interface)
8	USB D-	19	GND
9	GND	20	CAN 1+ (ECU interface)
10	+ VB	21	CAN 1- (ECU interface)
11	GND	22	9-15 V Battery input



37 pins Deutsch Connector (external view) on the left and 22 pins Deutsch connector (external view) on the right

Technical characteristics

General characteristics	Value
Analog Input channels	12
Speed channels	4
Input channels from ECU	Max. 64
Max sampling frequency per channel	Up to 500 Hz
Total sampling frequency	2000 Hz
Internal g-sensor	Mono-axial, ±10g
External power	From 9 to 15 VDC
Voltage output (V reference)	4.5 V (for potentiometers)
Internal memory	16 Mbytes
ECU interface	Serial / CAN protocol
PC interface	300 Kbytes/sec USB port

Other characteristics	Value
MXL PRO 05 dimensions	174x110x26 mm
Display dimensions	140x67 mm
Chassis	Aluminium

(1) External Expansion Modules